

The **CloudCME** mobile app is one of the most convenient and intuitive ways to track your Continuing Education activity with WMed. The app includes many of the same functions as the **WMed CE Portal** website.




Use **Claim Credit** to submit activity codes for recent events.



My Evaluations lists any evaluations you need to complete to receive CE credits.



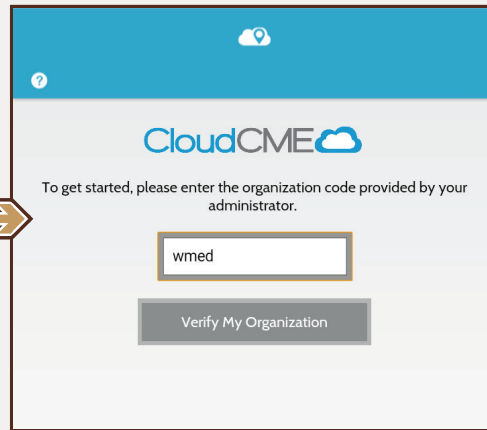
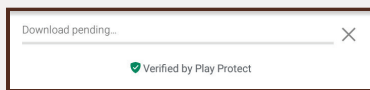


After completing an evaluation, you can find the certificate you were awarded in **My Certificates**, or you can view all of your credits with **My Transcript**.



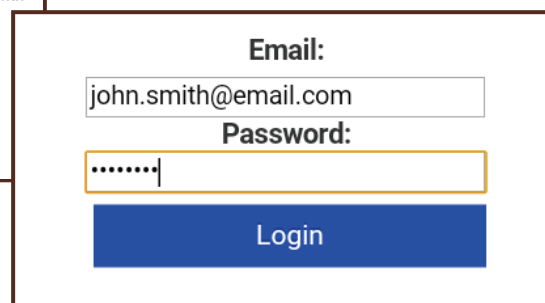
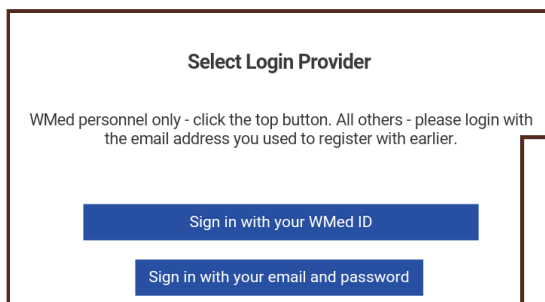
Use **My Profile** to make changes to your personal info, update your contacts, and specify your specialty as well as the credit types you'll receive for activities.

To Download

To get the app on your mobile phone, visit the **App Store** on your iPhone, or the **Google Play** store on Android phones, and search for “**CloudCME.**”



Once you have installed the app, open CloudCME. If this is the first time you are using the app, you'll be asked to enter your organization code, which is **wmed.**



On the next screen, you'll be able to login to your account or create a new one if you are using the CE system for the first time.